



An enduring favorite, our comfortable classic polo is anything but ordinary. With superior wrinkle and shrink resistance, a silky soft hand and an incredible range of styles, sizes and colors, it's a first-rate choice for uniforming just about any group.

- 5-ounce, 65/35 poly/cotton pique
- Flat knit collar and cuffs
- 2-button placket on XS-M
- 3-button placket on L-XL
- Metal buttons with dyed-to-match plastic rims
- Double-needle armhole seams and hem
- Side vents

**CARE INSTRUCTIONS**

Machine Wash Cold With Like Colors. Do Not Bleach. Tumble Dry Low. Cool Iron, If Necessary.



front



back

**HOW TO MEASURE**

















**CHEST WIDTH**

Measure under the arm and around the fullest part of the chest with arms down, keeping tape horizontal.

**SIZE CHART**

	XS	XS	S	S	M	M	L	L	XL	XL
Size	4	4	6/8	6/8	10/12	10/12	14/16	14/16	18/20	18/20
Chest	25-26	25-26	26-28	26-28	28-30	28-30	30-32	30-32	32-35	32-35

**COLOR INFORMATION**

 Black PMS NTR BLACK C	 Burgundy PMS 7428C	 Cool Grey PMS 7539C	 Dark Green PMS 5467C	 Gold PMS 143C	 Kelly Green PMS 341C	 Light Blue PMS 7451C	 Light Pink PMS 196C	 Lime PMS 2285C	 Navy PMS 533C	 Purple PMS 7679C
 Red PMS 187C	 Royal PMS 3597C	 White								

**PRODUCT MEASUREMENTS**

	XS	XS	S	S	M	M	L	L	XL	XL
Sleeve	14	14	14 1/2	14 1/2	15	15	15 3/4	15 3/4	16 1/2	16 1/2
Chest Width	15 1/4	15 1/4	16	16	17	17	18	18	19 1/2	19 1/2
Body Length	17 1/2	17 1/2	19 1/2	19 1/2	22	22	24 1/2	24 1/2	27	27

**CHEST WIDTH**

Measured across the chest one inch below armhole when laid flat.

**BODY LENGTH**

Measured from high point of shoulder from the front.