



Thanks to our ultra-fine flat back RacerMesh, this polo has unparalleled breathability for superior cooling. PosiCharge technology locks in color and keeps logos crisp-making this value-priced essential a fan favorite all season long.

- 3.8-ounce, 100% polyester flat back mesh with PosiCharge technology
- Tag-free label
- Moisture-wicking
- Flat knit collar
- Taped neck
- 3-button placket with dyed-to-match buttons
- Set-in, open hem sleeves

**CARE INSTRUCTIONS**

Machine wash cold with like colors, only no-chlorine bleach when needed, tumble dry low, do not use softener, remove promptly, cool iron if needed, do not dry clean.



front



back

**HOW TO MEASURE**







**CHEST WIDTH**

Measure under the arm and around the fullest part of the chest with arms down, keeping tape horizontal.

**SIZE CHART**

	XS	S	M	L	XL	2XL	3XL	4XL
Chest	32-34	35-37	38-40	41-43	44-46	47-49	50-53	54-57

**COLOR INFORMATION**

										
Black PMS NTR BLACK C	Dark Forest Green PMS 567C	Dawn Blue PMS 2160C	Gold PMS 1235C	Graphite PMS 432C	Grey Heather PMS COOL GRAY 10C	Maroon PMS 504C	Neon Green PMS 802 C	Pond Blue PMS 7461C	Pond Blue Heather PMS 7689C	Purple PMS 7672C
										
Silver PMS 429C	True Navy PMS 533C	True Navy Heather PMS 533C	True Red PMS 200C	True Royal PMS 7686C	True Royal Heather White PMS 7683C					



Sport-Tek® PosiCharge® RacerMesh® Polo.  
ST640

PRODUCT MEASUREMENTS

	XS	S	M	L	XL	2XL	3XL	4XL
Chest Width	18 1/2	20	21 1/2	23	24 1/2	26	28	30
Sleeve Length	17 3/4	18 1/2	19 1/4	20	20 3/4	21 1/2	22 1/4	23
Body Length at Back	28	29	30	31	32	33	33 1/2	34

CHEST WIDTH

Measured across the chest one inch below armhole when laid flat.

SLEEVE LENGTH

Start at center of neck and measure down shoulder, down sleeve to hem.

BODY LENGTH AT BACK

Measured from high point shoulder to finished hem at back.