

Essential Fleece Full-Zip Hooded Sweatshirt. PC90ZH



Nothing is better for relaxing than our 9-ounce favorite at a budget-friendly price.

- 9-ounce, 50/50 cotton/poly fleece
- Air jet yarn for softness
- YKK metal zipper
- Front pockets

Due to the nature of 50/50 cotton/polyester neon fabrics, special care must be taken throughout the printing process.

CARE INSTRUCTIONS

Machine wash cold, inside out, with like colors. Only non-chlorine bleach when needed. Tumble dry medium. Medium-hot iron. Do not iron decoration.

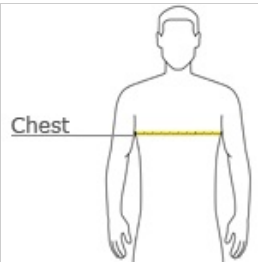


front



back

HOW TO MEASURE












CHEST WIDTH

Measure under the arm and around the fullest part of the chest with arms down, keeping tape horizontal.

SIZE CHART

	4XL	S	M	L	XL	2XL	3XL
Chest	54-57	35-37	38-40	41-43	44-46	47-49	50-53

COLOR INFORMATION

								
Ash PMS COOL GRAY 3C	Athletic Heather PMS COOL GRAY 7C	Charcoal PMS COOL GRAY 11C	Jet Black PMS NTR BLACK C	Navy PMS 2380C	Red PMS 200C	Royal PMS 2133C	Safety Green PMS 379C	Safety Orange PMS 021 C



Essential Fleece Full-Zip Hooded Sweatshirt. PC90ZH

PRODUCT MEASUREMENTS

	S	M	L	XL	2XL	3XL	4XL
Chest Width	20	22	24	26	28	30	32
Body Length at Back	28	29	30	31	32	33	34
Sleeve Length from Center Back	34 1/8	35 1/8	36 1/8	37 1/8	37 5/8	38 1/8	38 5/8

CHEST WIDTH

Measured across the chest one inch below armhole when laid flat.

BODY LENGTH AT BACK

Measured from high point shoulder to finished hem at back.

SLEEVE LENGTH FROM CENTER BACK

Measure From CB Neck to Shoulder Point to Finished Sleeve Hem.