

**Port & Company® Fan Favorite Fleece Full-Zip Hooded Sweatshirt. PC850ZH**

You'll be the biggest fan of this smooth-faced fleece.

- 8.5-ounce, 80/20 ring spun cotton/poly
- 78/22 ring spun cotton/poly (Athletic Heather)
- 50/50 ring spun cotton/poly (Dark Heather Grey)
- 100% ring spun cotton face (except Athletic Heather and Dark Heather Grey)
- Removable tag for comfort and relabeling
- Locker patch
- Twill-taped neck
- Dyed-to-match YKK zipper
- Ideal for direct to garment (DTG) printing

**CARE INSTRUCTIONS**

Machine wash cold. Inside out with like colors. Only non-chlorine bleach when needed. Tumble dry low. Do not iron.



front



back

**HOW TO MEASURE**















**CHEST WIDTH**

Measure under the arm and around the fullest part of the chest with arms down, keeping tape horizontal.

**SIZE CHART**

	XS	S	M	L	XL	2XL	3XL	4XL
Chest	32-34	35-37	38-40	41-43	44-46	47-49	50-53	54-57

**COLOR INFORMATION**

										
Athletic Heather PMS COOL GRAY 7C	Bright Red PMS 186C	Charcoal PMS COOL GRAY 11C	Dark Heather Grey PMS 7540C	Forest Green PMS 7736C	Jet Black PMS NTR BLACK C	Orange PMS 172C	Team Cardinal PMS 201C	Team Navy PMS 2766C	Team Purple PMS 669C	True Royal PMS 7687C
										
White										



# Port & Company® Fan Favorite Fleece Full-Zip Hooded Sweatshirt. PC850ZH

## PRODUCT MEASUREMENTS

	XS	S	M	L	XL	2XL	3XL	4XL
Chest Width	18	19 3/4	22	24	26	28 1/4	30	32 3/4
Body Length at Back	26	27	28	29	30	31	32	33
Sleeve Length from Center Back	34 1/4	35	35 3/4	36 1.2	37 1/4	38	38 3/4	39 1/2

### CHEST WIDTH

Measured across the chest one inch below armhole when laid flat.

### BODY LENGTH AT BACK

Measured from high point shoulder to finished hem at back.

### SLEEVE LENGTH FROM CENTER BACK

Measure from Center Back neck to shoulder point to sleeve hem.