

SPORT-TEK

Sport-Tek® Ladies Sport-Wick® Stretch 1/2-Zip Pullover. LST850



An extremely flexible layer with a soft-brushed backing and moisture control for year-round comfort.

- 6.8-ounce,90/10 poly/spandex
- Tag-free label
- Smooth-faced
- Chin guard for additional comfort
- Cadet collar
- Taped neck
- Raglan sleeves
- Thumbholes to keep hands warm
- Hidden front pouch pocket
- Open cuffs and hem

**Due to the nature of 100% polyester performance fabrics, special care must be taken throughout the screen printing process.*

CARE INSTRUCTIONS

Machine wash cold with like colors. Do not use fabric softener. Do not bleach. Tumble dry low. Cool iron, if necessary. Do not dry clean.



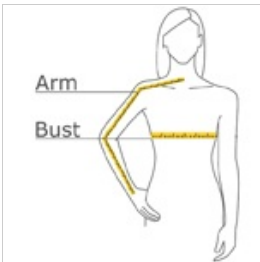
front



back

[Tips For Effectively Screen Printing Polyester Fabrics](#)

HOW TO MEASURE



BUST

Measure under the arm and around the fullest part of the bust with arms down, keeping tape horizontal.














ARM

Place hand on hip. Start at the center of the back of the neck and measure across the shoulder, to the elbow, and then down to the wrist.

SIZE CHART

	XS	S	M	L	XL	XXL	3XL	4XL
Chest	32-34	35-37	38-40	41-43	44-46	47-49	50-53	54-57
Arm	30-30 3/4	30 3/4-31 1/2	31 1/2-32	32-32 1/2	32 1/2-33	33-33 3/8	33 3/8-33 3/4	33 3/4-34 1/2
Size	2	4/6	8/10	12/14	16/18	20/22	24/26	28/30

COLOR INFORMATION

 Black PMS NTR BLACK C	 Charcoal Grey PMS 7540C	 Charcoal Grey Heather PMS 7540C	 Dusty Rose PMS 702C	 Forest Green PMS 553C	 Hot Coral	 Iris Purple PMS 7673C	 Maroon PMS 504C	 Pink Rush PMS 7435C	 Pink Rush Heather PMS 228C	 True Navy PMS 533C
 True Navy Heather PMS 533C	 True Red PMS 200C	 True Royal PMS 7686C	 True Royal Heather PMS 7455C	 White						



Sport-Tek® Ladies Sport-Wick® Stretch 1/2-Zip Pullover. LST850

PRODUCT MEASUREMENTS

	XS	S	M	L	XL	XXL	3XL	4XL
Chest Width	18 1/2	19 1/2	20 1/2	22	23 1/2	25	27	29
Sleeve Length	32	32 1/2	33	33 5/8	34 1/4	34 7/8	35 5/8	36 3/8
Body Length at Back	24 1/2	25	26 1/2	27 1/4	28	28 3/4	29 1/4	29 3/4

CHEST WIDTH

Measured across the chest one inch below armhole when laid flat.

SLEEVE LENGTH

Start at center of neck and measure down shoulder, down sleeve to hem.

BODY LENGTH AT BACK

Measured from high point shoulder to finished hem at back.