



Cozy sweats in our core weight.

- 7.8-ounce, 50/50 cotton/poly fleece
- Air jet yarn for softness
- Jersey-lined hood with dyed-to-match drawcords
- Side seamed with a contoured body for a feminine fit
- YKK metal zipper
- Front pockets

Due to the nature of 50/50 cotton/poly neon fabrics, special care must be taken throughout the printing process.

**CARE INSTRUCTIONS**

Machine wash cold. Inside out with like colors. Only non-chlorine bleach. Tumble dry low. Do not iron.



front



back

**HOW TO MEASURE**













**BUST**

Measure under the arm and around the fullest part of the bust with arms down, keeping tape horizontal.

**SIZE CHART**

	XS	S	M	L	XL	XXL	3XL	4XL
Size	2	4/6	8/10	12/14	16/18	20/22	24/26	28/30
Bust	32-34	35-36	37-38	39-41	42-44	45-47	48-51	52-55

**COLOR INFORMATION**

									
Athletic Heather PMS COOL GRAY 7C	Charcoal PMS COOL GRAY 11C	Dark Heather Grey PMS 7540C	Jet Black PMS NTR BLACK C	Navy PMS 2380C	Neon Blue PMS 801C	Neon Pink PMS 926C	Red PMS 200C	Royal PMS 2133C	White



# Port & Company® Ladies Core Fleece Full-Zip Hooded Sweatshirt. LPC78ZH

## PRODUCT MEASUREMENTS

	XS	S	M	L	XL	XXL	3XL	4XL
Size	2	4/6	8/10	12/14	16/18	20/22	24/26	28/30
Bust	18 1/4	19 1/4	20 1/4	21 3/4	23 1/4	24 3/4	26 3/4	28 3/4
Body Length at Back	26	26 1/2	27	28	29	30	30 1/2	31
Sleeve Length	33	33 1/2	34	34 1/2	35	35 1/2	36	36 1/2

### BUST

Measured across the chest one inch below armhole when laid flat.

### BODY LENGTH AT BACK

Measured from high point shoulder to finished hem at back.

### SLEEVE LENGTH

Start at center of neck and measure down shoulder, down sleeve to hem.