



A long-time favorite, the Challenger™ has a traditional design and a durable, water-resistant Teklon® nylon outer shell to keep you warm and dry. With plenty of color choices and styles, this rugged, durable jacket has a heavyweight fleece lining and it's our time-tested top performer.

- Teklon® nylon outer shell
- Vislon zipper
- 9.3-ounce, 100% polyester fleece body lining
- 3-ounce polyfill insulation and 100% polyester lining in sleeves for easy on/off
- Rib knit cuffs and waistband
- Slash zippered pockets, interior zippered pocket
- Port Pockets™ for easy embroidery access

CARE INSTRUCTIONS

Machine wash cold, gentle cycle. Tumble dry low. Cool iron if needed. Do not bleach.



front



back

HOW TO MEASURE













CHEST WIDTH

Measure under the arm and around the fullest part of the chest with arms down, keeping tape horizontal.

SIZE CHART

	XS	S	M	L	XL	2XL	3XL	4XL	5XL	6XL
Chest	32-34	35-37	38-40	41-43	44-46	47-49	50-53	54-57	58-60	61-63

COLOR INFORMATION

									
Khaki/ True Black	Maroon/ True Black	Steel Grey/ True Black	True Black/ Grey Heather PMS 7539 C	True Black/ True Black	True Hunter/ True Navy	True Navy/ Grey Heather	True Navy/ True Navy	True Red/ True Navy	True Royal/ True Navy

PRODUCT MEASUREMENTS

	XS	S	M	L	XL	2XL	3XL	4XL	5XL	6XL
Chest Width	22 1/2	24	25 1/2	27	28 1/2	30	31 1/2	33	37	38 1/2
Sleeve Length	33	34 1/2	36	36 1/2	38	39	39 1/2	40	42	42 1/2
Body Length at Back	26 1/2	27	27 1/2	28	29	29 1/2	30 1/2	30 1/2	33	34

CHEST WIDTH

Measured across the chest one inch below armhole when laid flat.

SLEEVE LENGTH

Start at center of neck and measure down shoulder, down sleeve to hem.

BODY LENGTH AT BACK

Measured from high point shoulder to finished hem at back.