

Port Authority® Vortex Waterproof 3-in-1 Jacket. J332



Packed with weather-fighting features, the Vortex Waterproof 3-in-1 provides a completely versatile outerwear system in one jacket. The fully seam-sealed waterproof shell and the warm polyfilled inner jacket can be worn separately or combined for optimal warmth and protection.

- 100% polyester shell
- 100% nylon zip-in inner jacket with 3-ounce polyfill
- 3000MM fabric waterproof rating
- 1000G/M2 fabric breathability rating
- Detachable hood with locking drawcord
- Full-length interior storm flap
- Chin guard
- Contrast zippered chest and sleeve pockets
- Front zippered pockets
- Adjustable tab cuffs with hook and loop closures
- Port Pocket™ for easy embroidery access
- Shell has an open hem
- Inner jacket has front slash pockets and open hem



front



back

HOW TO MEASURE









CHEST WIDTH

Measure under the arm and around the fullest part of the chest with arms down, keeping tape horizontal.

SIZE CHART

	XS	S	M	L	XL	2XL	3XL	4XL
Chest	32-34	35-37	38-40	41-43	44-46	47-49	50-53	54-57

COLOR INFORMATION

					
Black/ Black PMS NTR BLACK	Deep Smoke/ Charcoal	Magnet/ Orange PMS 7540 C	Night Sky Blue/ Black PMS 534 C	Rich Red/ Black PMS 201 C	River Blue Navy/ River Blue Navy

PRODUCT MEASUREMENTS

	XS	S	M	L	XL	2XL	3XL	4XL
Chest Width	21	22 1/2	24	25 1/2	27	28 1/2	30 1/2	32 1/2
Sleeve Length	35 1/4	36	36 3/4	37 1/2	38 1/4	39	39 3/4	40 1/2
Body Length at Back	28 1/2	29 1/2	30 1/2	31 1/2	32 1/2	33 1/2	34	34 1/2

CHEST WIDTH

Measured across the chest one inch below armhole when laid flat.

SLEEVE LENGTH

Start at center of neck and measure down shoulder, down sleeve to hem.

BODY LENGTH AT BACK

Measured from high point shoulder to finished hem at back.