



# Youth Heavy Blend™ Hooded Sweatshirt. 18500B



- 8-ounce, 50/50 cotton/poly
- Double-needle stitching at waistband and cuffs
- Double-lined hood
- No drawcord at hood
- 1x1 rib knit cuffs and waistband with spandex
- Front pouch pocket

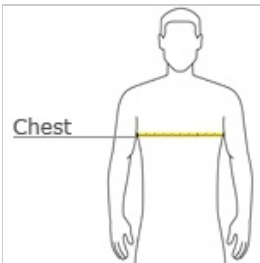


front



back

## HOW TO MEASURE





### CHEST WIDTH

Measure under the arm and around the fullest part of the chest with arms down, keeping tape horizontal.

## SIZE CHART

	XS	XS	S	S	M	M	L	L	XL	XL
Size	6-8	6-8	10-12	10-12	14-16	14-16	18-20	18-20	22-24	22-24

## COLOR INFORMATION

 Black PMS 426C	 Cardinal Red PMS 1955C	 Carolina Blue PMS 659C	 Charcoal PMS COOL GRAY 10C	 Forest Green PMS 5535C	 Gold PMS 1235C	 Graphite Heather	 Heliconia PMS 213C	 Irish Green PMS 2252C	 Light Pink PMS 684C	 Maroon PMS 7644C
 Navy PMS 533C	 Orange PMS 2026C	 Purple PMS 2112C	 Red PMS 199C	 Royal PMS 7686C	 Safety Pink PMS 1915C	 Sport Grey PMS COOL GRAY 7C	 White			

\*Not all sizes are available in every color.



# Youth Heavy Blend™ Hooded Sweatshirt. 18500B

## PRODUCT MEASUREMENTS

	XS	XS	S	S	M	M	L	L	XL	XL
Size	6/8	6/8	10/12	10/12	14/16	14/16	18/20	18/20	22/24	22/24
Chest Width	16	16	17	17	18	18	19	19	20	20
Sleeve Length from Center Back	23 1/2	23 1/2	26 1/2	26 1/2	27 3/4	27 3/4	30 1/4	30 1/4	33	33
Body Length at Back	19 3/4	19 3/4	21 1/4	21 1/4	22 1/2	22 1/2	24	24	25 1/2	25 1/2

### CHEST WIDTH

Measured across the chest one inch below armhole when laid flat.

### SLEEVE LENGTH FROM CENTER BACK

Measure From CB Neck to Shoulder Point to Finished Sleeve Hem.

### BODY LENGTH AT BACK

Measured from high point shoulder to finished hem at back.